

How to Download MetaTrader4 to Your PC

1. Go to our website www.forexf.com and navigate towards the right hand side of the page. Find the **Download Platform & Start Trading** box and click on **PC**.

FOREX FS
FOREX FINANCIAL SERVICES

HOME ABOUT FOREX FS OPEN AN ACCOUNT DEPOSIT/WITHDRAWAL PRODUCTS & SERVICES IBS & MONEY MANAGERS

CLICK HERE TO OPEN A DEMO ACCOUNT
CLICK HERE TO OPEN A LIVE ACCOUNT

AFSL 323193

LIVE SUPPORT Online!

LIVE CURRENCY RATES

Symbol	Bid	Ask
▼ AUDUSD	0.94101	0.94121
▼ AUDNZD	1.13490	1.13540
▼ AUDCHF	0.84596	0.84636
▼ AUDJPY	91.620	91.650
▲ AUDCAD	0.97188	0.97228
▲ EURUSD	1.36223	1.36243
▲ EURAUD	1.44742	1.44777
▼ EURCHF	1.22477	1.22505
▲ EURGBP	0.84301	0.84327
▼ EURJPY	132.630	132.656
▼ EURNZD	1.64281	1.64351
▼ GBPAUD	1.71665	1.71713
▼ GBPCHF	1.45258	1.45309
▼ GBPJPY	157.308	157.340
▼ GBPUSD	1.61567	1.61587

CLICK HERE TO OPEN A DEMO ACCOUNT
CLICK HERE TO OPEN A LIVE ACCOUNT

Why Trade With Forex FS

- Australian based and owned Straight Through Processor
- Client trading funds held in segregated account
- Spreads from 0.2 of a pip on major currencies (DMA)
- Allows hedging and EAs
- Leverage of 300:1

Forex Trading is available on the MetaTrader 4 Platform (MT4) and the Forex FS JForex Web Platform, both comes with a complete technical analysis package and more than 30 in-built indicators.

Click here to Contact Us

Client ID: 8210
Password: *****
Client Login - MT4 Live Accounts & FxWire Pro Newswires **Submit**

JForex Client Login

DOWNLOAD Platform & START TRADING

PC PDA / Smart Phones JForex

MetaTrader 4 SWFX

2. Select the right platform for you; **MT4 Client Terminal** for individual traders, the **MT4 MultiTerminal** for trading multiple accounts within the same platform or read the instructions for setting up the **MT4 Platform for Mac**.

Note: To begin download, please click on the image of the computer.



Symbol	Bid	Ask
▼ AUDUSD	0.94326	0.94346
▼ AUDNZD	1.13661	1.13719
▼ AUDCHF	0.84712	0.84750
▼ AUDJPY	91.720	91.750
▼ AUDCAD	0.97397	0.97444
▼ EURUSD	1.36241	1.36261
▲ EURAUD	1.44420	1.44450
▼ EURCHF	1.22368	1.22397
▼ EURGBP	0.84240	0.84264
▲ EURJPY	132.481	132.507
▼ EURNZD	1.64163	1.64235
▲ GBPAUD	1.71411	1.71455
▼ GBPCHF	1.45241	1.45286
▼ GBPJPY	157.247	157.279
▼ GBPUSD	1.61714	1.61736
▼ GBPNZD	1.94847	1.94933
▲ USDCHF	0.89808	0.89832
▼ USDJPY	97.231	97.251
▼ USDCAD	1.03247	1.03276




FOREX CHARTS
AUDUSD Hourly
AUDUSDCOURLY
0.94326
0.94346
0.9419
0.9401
0.9382
0.9363



MetaTrader 4 Client Terminal

MT4 Client Terminal for Windows OS PC




To install MT4 Client Terminal on your Windows OS PC, please click on the image, then save the installation file on your PC first. Run the file and follow the screen instructions.

** Please note that Windows 7 will not allow the system to update if the program is saved in your Program Files. Please save it in My Documents to ensure that the system stays up-to-date.*



MT4 MultiTerminal for Windows OS PC



To install MT4 MultiTerminal on your Windows OS PC, please click on the image below and then save the installation file on your PC first. Run the file and follow the screen instructions.

** Please note that Windows 7 will not allow the system to update if the program is saved in your Program Files. Please save it in My Documents to ensure that the system stays up-to-date.*



MT4 Platforms for Mac

While a Mac OS version of the MetaTrader 4 platform is not planned, there are a number of ways to run the Microsoft Windows based program on your Mac.

1. Since Apple transitioned to Intel processors it has become very easy to run

Client ID:


Password:


Client Login - MT4 Live Accounts & FxWire Pro Newswires **Submit**


JForex Client Login

DOWNLOAD Platform & START TRADING


PC


PDA / Smart Phones


JForex




JForex & Partnership With Dukascopy Bank



Forex FS Presents:

Dukascopy TV

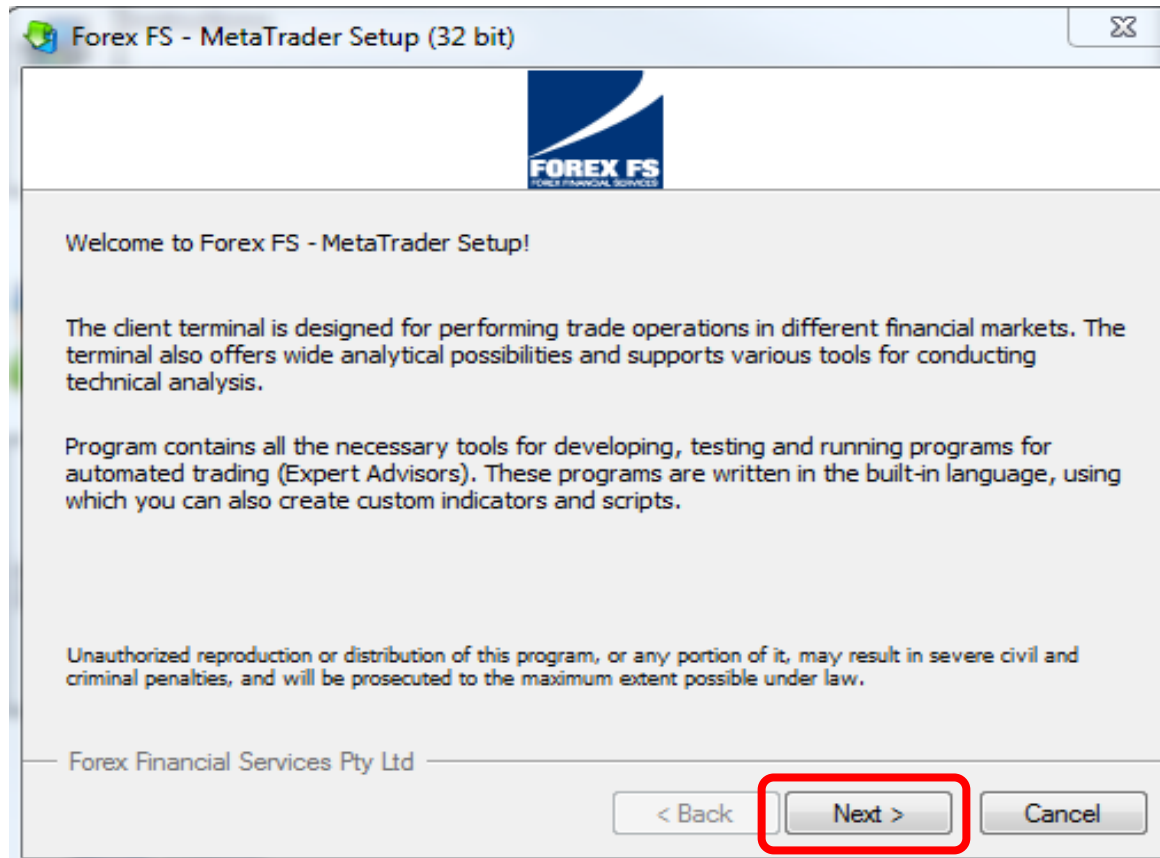


Request a call back

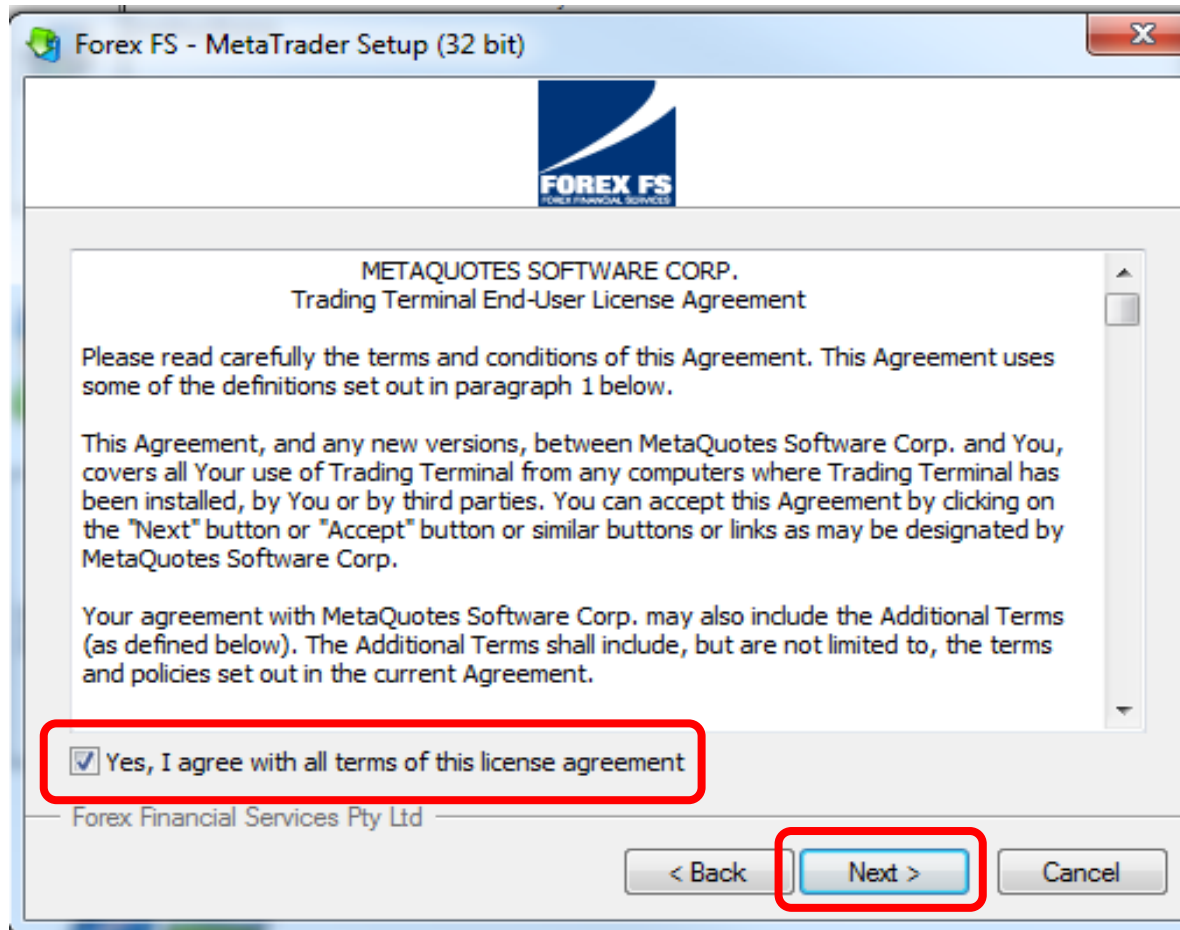


3. For **Client Terminal** installation, open the downloaded file and go through the installation prompts:

i.

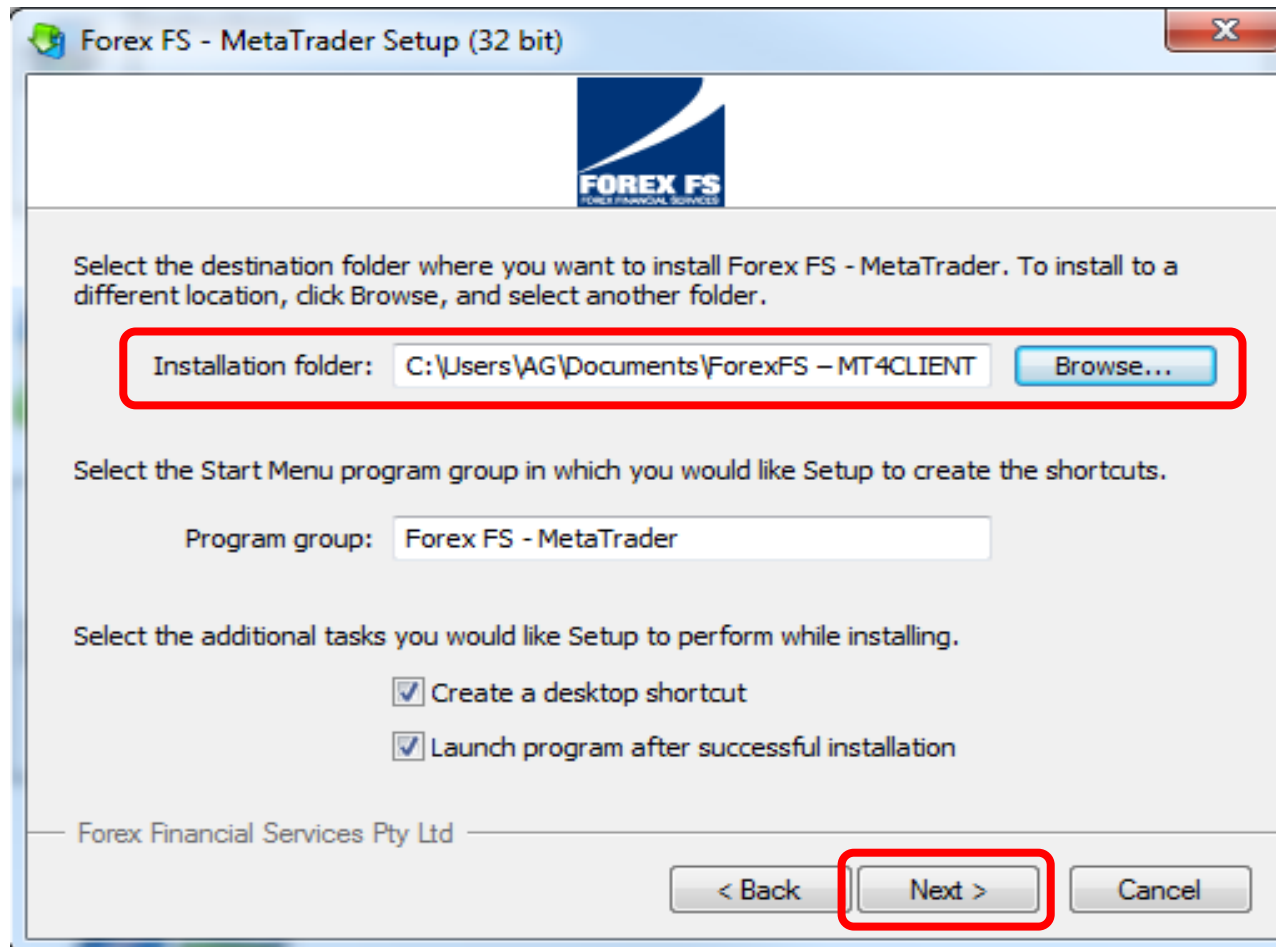


- ii. Read the terms of the license agreement and, if you agree, Tick the box. Click Next. Please note that the option to proceed will not appear unless you agree to the MetaQuotes User License Agreement.

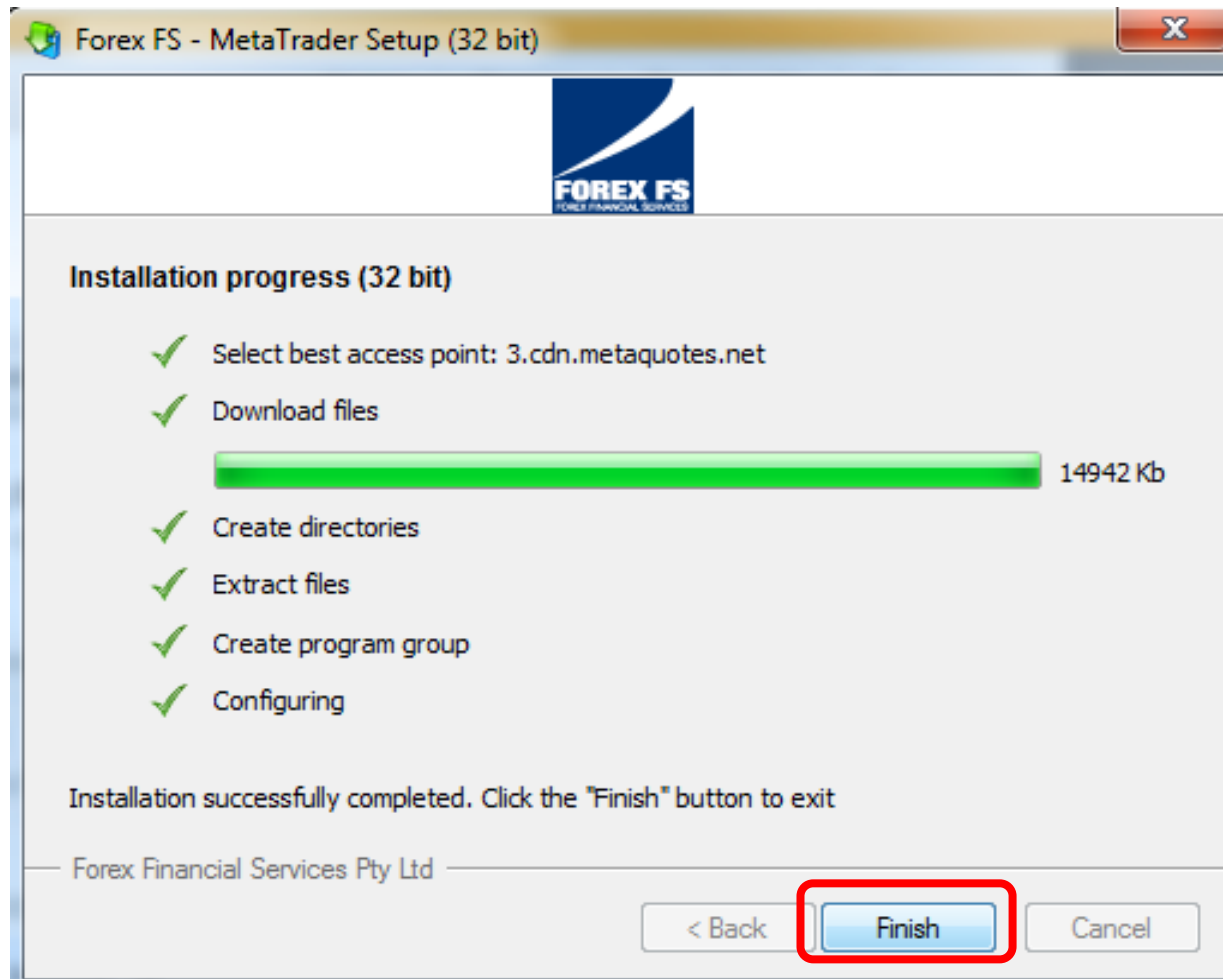


- iii. Choose a folder to install the platform. While the initial set up is for Program Files, you are able to install the platform in a different location.

Note: On some Windows operating systems the MetaTrader 4 platform will sometimes not update correctly if installed in the Program Files.



iv. Once the installation process is complete, click Finish.



- v. The program should launch automatically, if not double-click on the newly available icon on your desktop.

